

Investor Presentation

July 2012

Safe Harbor



Certain statements in this release concerning our future growth prospects are forward-looking statements, which involve a number of risks, and uncertainties that could cause actual results to differ materially from those in such forward-looking statements. The risks and uncertainties relating to these statements include, but are not limited to, risks and uncertainties regarding fluctuations in earnings, our ability to manage growth, intense competition in IT services including those factors which may affect our cost advantage, wage increases, our ability to attract and retain highly skilled professionals, time and cost overruns on fixed-price, fixed-time frame contracts, client concentration, restrictions on immigration, our ability to manage our international operations, reduced demand for technology in our key focus areas, disruptions in telecommunication networks, our ability to successfully complete and integrate potential acquisitions, liability for damages on our service contracts, withdrawal of governmental fiscal incentives, political instability, legal restrictions on raising capital or acquiring companies outside India, and unauthorized use of our intellectual property and general economic conditions affecting our industry. MindTree may, from time to time, make additional written and oral forward looking statements, including our reports to shareholders. The Company does not undertake to update any forward-looking statement that may be made from time to time by or on behalf of the Company.

A large, stylized tree graphic is positioned on the left side of the slide. The trunk is grey and textured, and the branches are composed of various grey circles and rings of different sizes. Several yellow, glowing spheres are scattered throughout the branches, resembling leaves or data points.

Our Growth

FY 2012: \$402.6M, 13 Straight Years of Growth

Our Global Presence

24 Offices. Revenue%: 58% U.S. / 29% Europe / 13% ROW

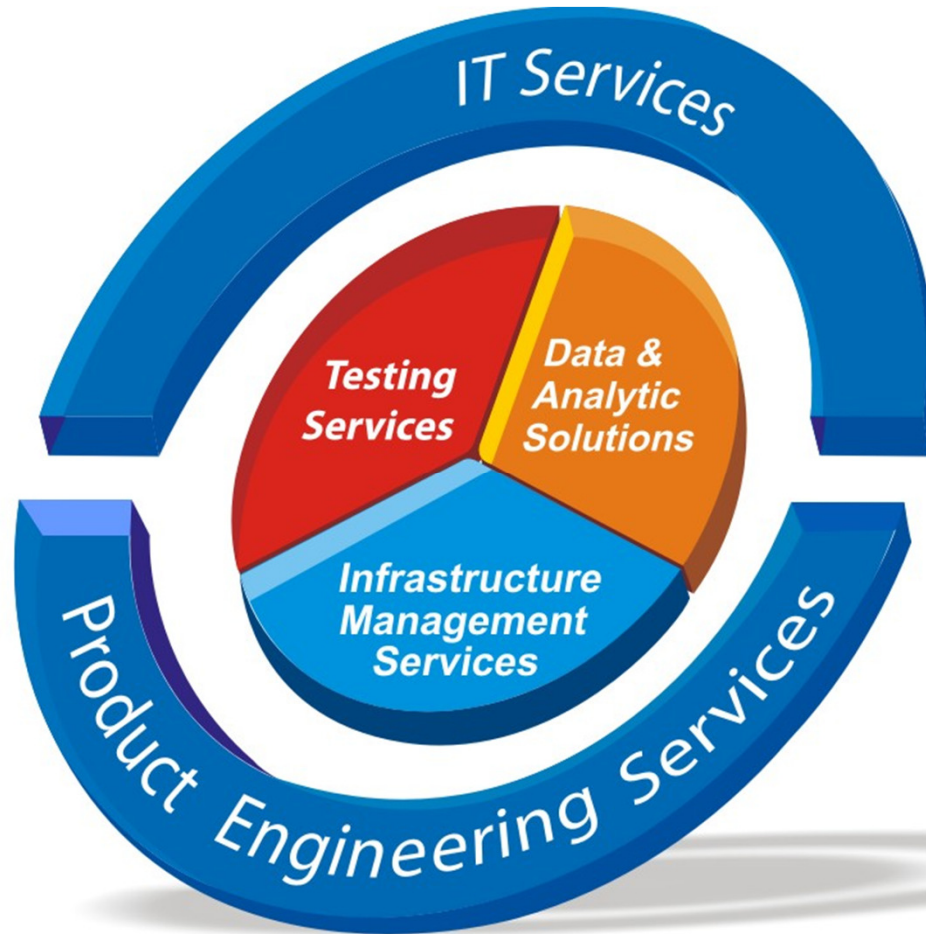
Our Customers

245 Active Customers

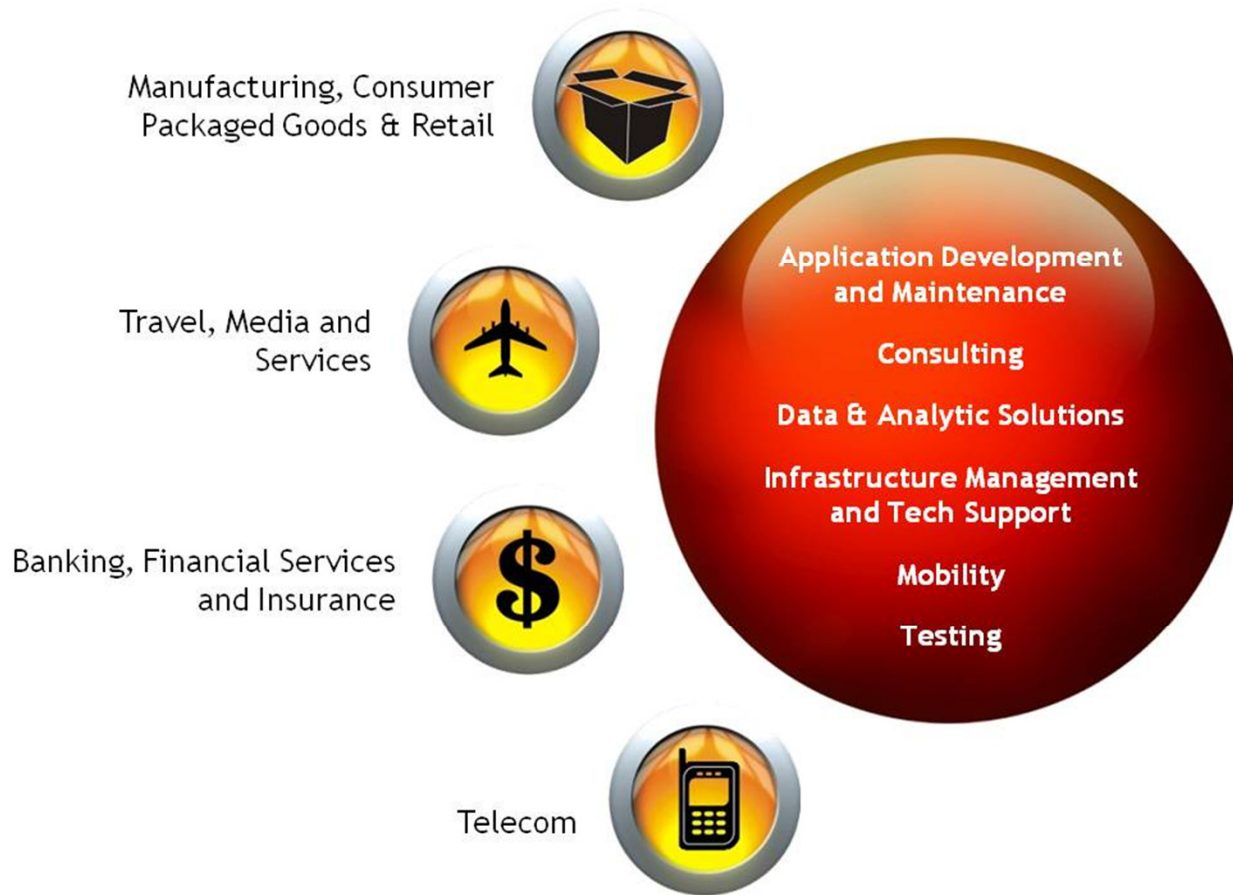
Our People

10,830 MindTree Minds. High Satisfaction

Our Service Offerings



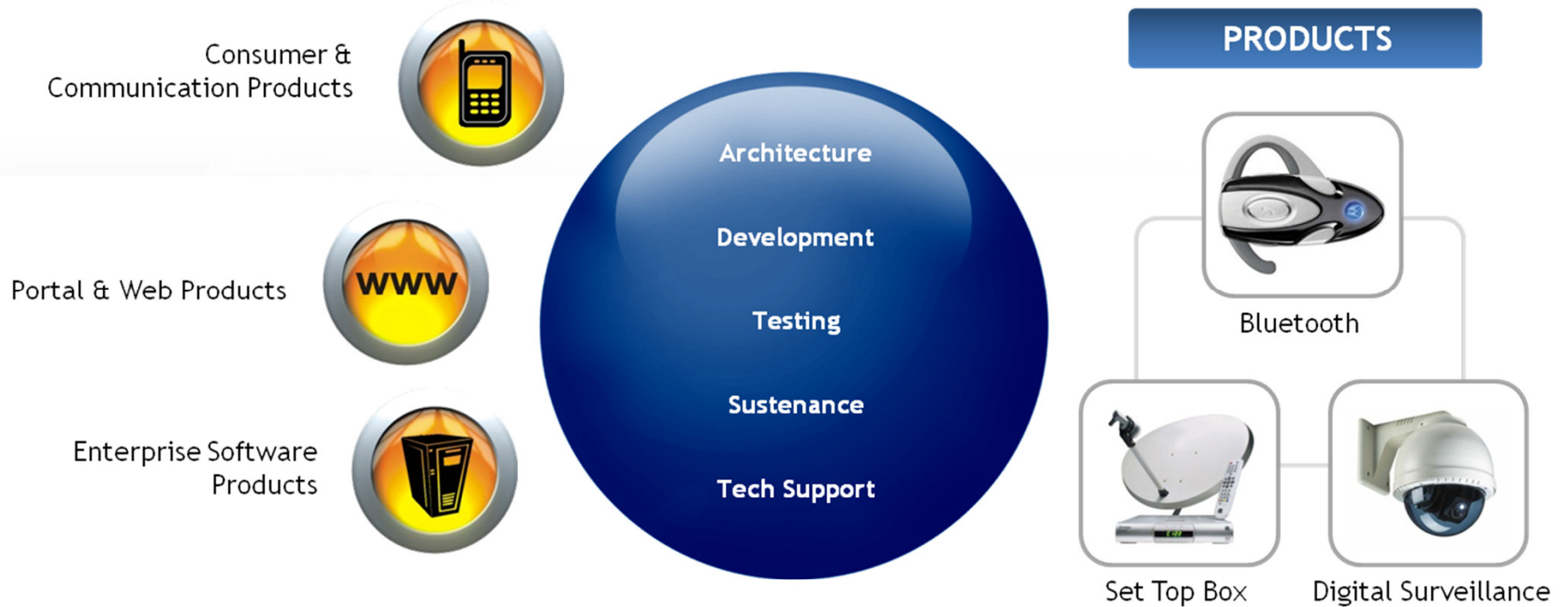
Our Focus Areas: IT Services



ITS Alliances



Our Focus Areas: Product Engineering Services



Technology COE's | IC Design | Mobile Technologies | Web Technologies |
Microsoft Technologies | Open Source



Harnessing the Power of Data

Analytics

- Predictive Modeling
- KPI Identification
- Exploratory Data Analysis
- Trend Analysis
- Scenario Prototyping

Business Intelligence

- Advanced Visualization
- Static Reports
- Dashboards
- Package BI Implementations
- BI Centers-of-Excellence

Information Management

- Data Strategy
- Master Data Management
- Enterprise Data Warehouse
- Data Modeling & Architecture
- Data Cleansing

Research

- Data Mining
- Information Monetization
- Business Research
- Market Intelligence

Providing Business Insights



delivering **PREDICTABLE QUALITY** through **INDEPENDENT TESTING**

Testing Size & Focus

- Dedicated Service with 2600+ Test Practitioners
- Contributes 25% of MindTree's Global Revenues
- Services ranging from Quality Consulting to Managed Test Services

Excellence in Service Delivery

- Pillars of Excellence - MindTest™, TestLabs, and TestingAcademy
- Domain, Technology and Process Centric Testing
- Best of Breed Test Accelerators, Point Solutions & Frameworks

Quality & Cost Leadership

- Innovative Business and Engagement Models
- Predictable Cost Models
- MindTest™- Integrated Methodology for Test Quality Management

Thought Leadership

- Part of ISO Working Group in Defining New Testing Standard - ISO / IEC 29119
- Industry - Academia Relationships to Promote Testing as a Curriculum

Recognized as a Quality Vendor with offerings in "Test Consulting, TCoE, and Quality Management" by Forrester Research Inc.

Infrastructure Management Services



Infrastructure Management Services

Consulting Services	Implementation Services	Managed Services	Security Services	Technical Support
<ul style="list-style-type: none">• Infrastructure Optimization• Assessment and Design• DC Design and Managed Hosting	<ul style="list-style-type: none">• Migrations and Upgrade (Microsoft Platform)• Managed Hosting Services	<ul style="list-style-type: none">• Service Level Driven• 24 x 7 Service Support• ISO 20000 and ISO 27001 Certified• Across Technology Domains	<ul style="list-style-type: none">• Governance, Risk and Compliance• Vulnerability and Threat Management• Managed Security Services	<ul style="list-style-type: none">• Tiered Support• L1/ L2 Enterprise Product Support• Managed Proactive Services• Multi-Channel Delivery



Shared Services Delivery

MWatch - Integrated IT Infrastructure Management Platform

Our Customers



A Proven Track Record With Global Enterprises



Client	Age Of Relationship	What We Do For Them
avis budget group	12 years	App Dev, Maintenance & Independent Testing, Business Process Management
Microsoft	11 years	Product Dev, Independent Testing, Infrastructure Mgmt
Unilever	11 years	App Dev & Maintenance
United Technologies	10 years	Embedded Software & App Dev, Hardware Dev, Product Engineering
VOLVO	10 years	App Dev, Maintenance, Mainframe, System Integration
cadence	8 years	App Dev & Maintenance, Package Implementation, Independent Testing
symantec.	8 years	Product Dev & Support, Independent Testing
kpn	7 years	App Dev & Maintenance, Infrastructure Management

A Proven Track Record With Global Enterprises



Client	Age Of Relationship	What We Do For Them
	7 years	Product Dev, Independent Testing, Tech Support
	7 years	VLSI and Software
	6 years	Product Development, Independent Testing, Maintenance
	6 years	App Dev, Maintenance & Independent Testing, System Integration
	6 years	App Dev, Maintenance & Testing
	5 years	Consulting, App Dev & Maintenance, System Integration, Business Process Management
	2 years	Product Dev & Testing, Independent Testing

Industry Recognition



'Best Among Tier II'
Dataquest Top 50



**2011 Global Services
Neo Advisory 100 List
for ITO and PES**

WORLD FINANCE

**Best Corporate
Governance, India,
2012**" by World Finance
magazine



**Ranked #3 in India, Best
overall for Corporate
Governance by Asiamoney**



**'MindTree: A
Community of
Communities'**
HBR Case Study




**Zinnov Top 5 Global
R&D Service Providers
2010 and 2011**



**Ranked #2
within IT Services
Top 25 Best Employers
in India**



'Winner 2011'
**Asian Most Admired
Knowledge Enterprise Award
for Fourth Consecutive Year**

A decorative graphic on the left side of the slide depicts a tree with a white trunk and branches. The branches are adorned with several glowing yellow and orange spheres. The background of this graphic is a light blue gradient with faint, concentric circles.

Q1 FY2013 - Key Financials

Highlights of the First Quarter ended June 30, 2012



Q1 FY2013			
	\$ MM	Q/Q Growth	Y/Y Growth
Revenue	105.5	0.4%	14.0%
EBITDA	22.0	11.7%	112.9%
<i>EBITDA %</i>	20.8%		
PAT	16.7	21.3%	116.2%
<i>PAT %</i>	15.8%		

- On a constant currency basis the revenue growth was 1.2% q-o-q
- Volumes and pricing remained relatively flat with 0.2% and 0.4% q-o-q growth, respectively
- EBITDA margin improvement of 210 bps over last quarter
 - 230 bps increase as a result of currency impact
 - 80 bps operational improvement
 - offset by 100 bps increase in salary expenses

Key Wins in Q1 FY13



- A large European travel and transportation company. MindTree will provide services in the area of e-commerce platforms for this existing client
- A large US bank. MindTree has been chosen as its application development partner
- A large provider of production management services to the entertainment industry. MindTree will provide product engineering services to develop a next generation production accounting and finance system
- A world leader in the computer and software technology industry. MindTree will provide consulting and support services for its cloud platform for this existing client

High Quality and Diversity of Revenues



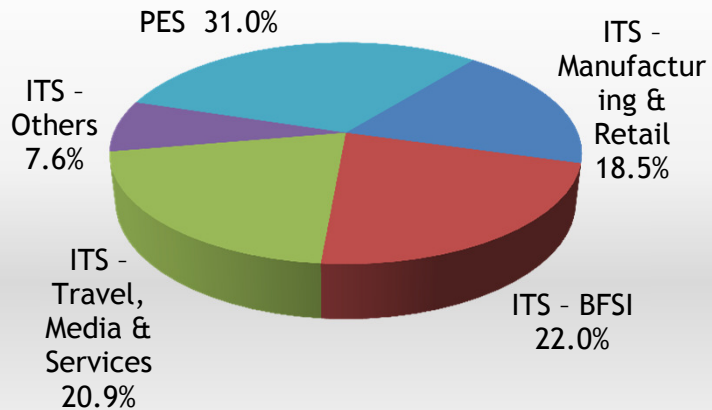
Client Contribution

	Q1 FY12	Q4 FY12	Q1 FY13
Top Client	7.0%	7.5%	7.6%
Top 5 Clients	24.9%	31.4%	33.5%
Top 10 Clients	39.4%	45.6%	47.1%

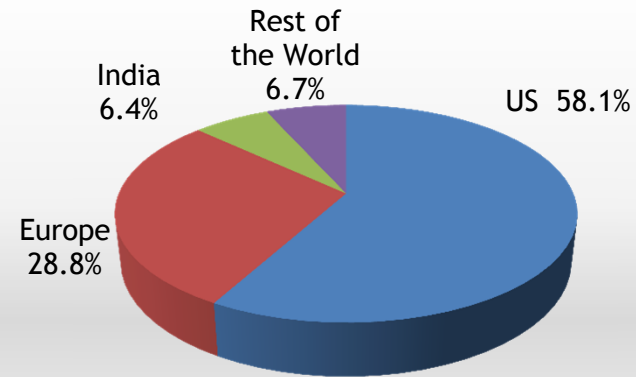
Client Details

	Q1 FY12	Q4 FY12	Q1 FY13
\$1MM+	67	77	78
\$5MM+	14	17	17
\$10MM+	7	7	8
\$20MM+	1	4	4

By Industry - Q1 FY13



By Geography - Q1 FY13



Other Operating Metrics



Revenue by Business

	Q1 FY12	Q4 FY12	Q1 FY13
IT Services	63.8%	67.2%	69.0%
Project Engineering Services (PES)	36.2%	32.8%	31.0%

Revenue by Project Type

	Q1 FY12	Q4 FY12	Q1 FY13
Fixed Cost, Fixed Monthly	33.2%	37.9%	37.5%
Time & Materials	66.8%	62.1%	62.5%

Headcount and Utilization

	Q1 FY12	Q4 FY12	Q1 FY13
Headcount	9,577	11,000	10,830
Utilization*	72.5%	67.8%	68.9%

Revenue Mix

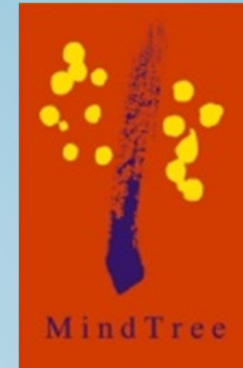
	Q1 FY12	Q4 FY12	Q1 FY13
Onsite	32.5%	34.5%	37.8%
Offshore	67.5%	65.5%	62.2%

* - Including Trainees

People



People Data			
	Q1 FY12	Q4 FY12	Q1 FY13
Total MindTree Minds	9,577	11,000	10,830
Gross Addition	630	502	272
Attrition (Quarter-Annualized)	25.1%	15.9%	16.3%
Experience (0-3 years)	30.8%	35.4%	33.2%
Average Experience (years)	5.8	5.3	5.6



Our Mission

Successful Customers

Happy People

Innovative Solutions

Sushanth Pai
sushanth_pai@mindtree.com
www.mindtree.com